



District Report Card: 2017


State: Maharashtra	District: Mumbai (suburban)
Class: 3	Subject: Language
Schools: 61	Students: 1516


Participation/Coverage


Students

GENDER 	Boys		Girls	
	Number	%	Number	%
	768	50.66	748	49.34

AREA 	Rural		Urban	
	Number	%	Number	%
	0	0.00	1516	100.00

CATEGORY 	SC		ST		OBC		GEN	
	Number	%	Number	%	Number	%	Number	%
	127	8.38	11	0.73	92	6.07	1286	84.83

CWSN 	LD	VI	HI	S&LD	ID	Oth
	0	4	0	1	1	69

Management 	Government		Government-aided	
	Number	%	Number	%
	746	49.21	770	50.79

Average Performance of Students in Language (%)

Overall	Gender		Area		Management		Social Group			
	Male	Female	Rural	Urban	Govt.	Aided	SC	ST	OBC	GEN
61.82	61.90	61.74	0.00	61.82	58.77	64.78	59.95	47.27	62.68	62.07

Performance on Learning Outcomes (LOs)

Learning Outcomes	Description	Average Performance(%)
L304	Reads small texts with comprehension i.e., identifies main ideas, details, sequence and draws conclusions	63.50
L312	Reads printed scripts on the classroom walls: poems, posters, charts etc.	58.46

Range of Performance of Students who Answered Correctly							
Below 30%		30% - 50%		50% - 75%		Above 75%	
Number	%	Number	%	Number	%	Number	%
165	10.88	334	22.03	538	35.49	479	31.60

Lowest Performing Learning Outcomes (LOs)

- 1 - Reads printed scripts on the classroom walls: poems, posters, charts etc. (58.46)
- 2 - Reads small texts with comprehension i.e., identifies main ideas, details, sequence and draws conclusions (63.50)